



3 GHz N LATCHING S.P.D.T. SWITCH

OPTIONS:

**R F CHARACTERISTICS**

FREQUENCY RANGE : 0 - 3 GHz  
IMPEDANCE : 50 Ohms

FREQUENCY (GHz)	0 - 1	1 - 2	2 - 3
V.S.W.R <=	1.15	1.20	1.25
INSERT. LOSS <=	0.15 dB	0.20 dB	0.25 dB
ISOLATION >=	85 dB	80 dB	75 dB
AVER. POWER (*)	700 W	500 W	400 W

**ELECTRICAL CHARACTERISTICS**

ACTUATOR : LATCHING  
NOMINAL CURRENT AT 25° C (±10%) : 320 mA  
ACTUATOR VOLTAGE (Vcc) : 12V (10.2 to 13V) / POSITIVE COMMON  
TERMINALS : male D-sub 9 pins (4-40 UNC nuts)

**MECHANICAL CHARACTERISTICS**

CONNECTORS : N fem. per MIL C 39012  
LIFE : 1.000.000 cycles  
SWITCHING TIME (nominal voltage; 25° C) : < 15 ms  
CONSTRUCTION : splashproof  
WEIGHT : < 185 g

**ENVIRONMENTAL CHARACTERISTICS**

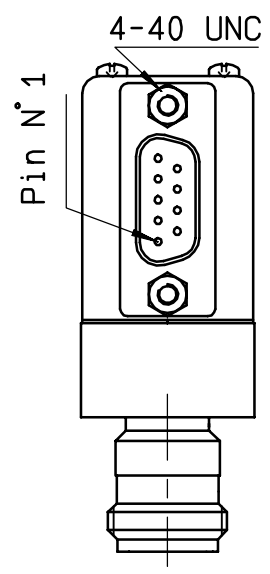
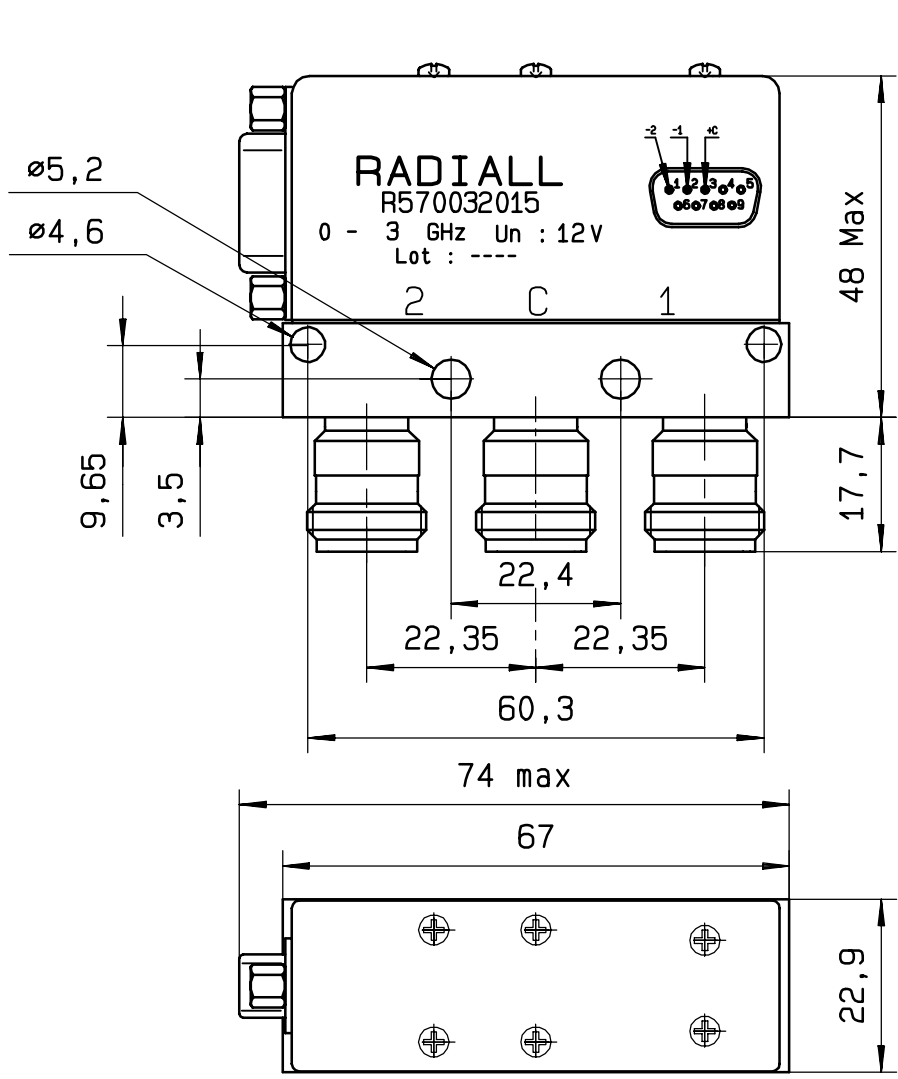
OPERATING TEMPERATURE RANGE (°C) : -40 , +85  
STORAGE TEMPERATURE RANGE (°C) : -55 , +85

(\* : average power at 25° C)

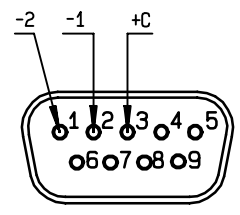
4112-9212 This information is given as an indication. In the continual goal to improve our products, we reserve the right to make any modifications judged necessary

**DRAWING**

General tolerance: \* 0,5 mm



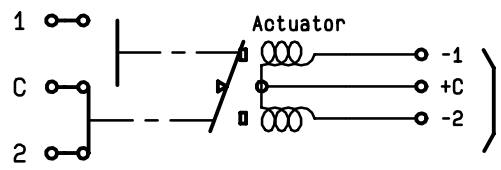
D-SUB 9 pins  
bottom view



**SCHEMATIC DIAGRAM**

Voltage	RF continuity
+ C - 1	C ↔ 1
+ C - 2	C ↔ 2

RF input



Power input  
terminals

4113-9212 This information is given as an indication. In the continual goal to improve our products, we reserve the right to make any modifications judged necessary